

**31 May 2024**

**Daily  
Fund  
Bulletin**





**Total Fund Size TRY**  
676.172.634,45

**Fund Price TRY**  
1,412447

**Number of Investors**  
23031

**Fund Strategy**

The fund's main strategy is to invest at least 80% of its total value in the GICS Information Technology Sector globally and the BIST Technology Weighted Limited Return Index (XTKJS) domestically. Investments will focus on companies developing future technologies, innovative products, and services in fields such as IT, tech hardware, telecommunications, e-commerce, biotech, medtech, software, and interactive media. The fund also includes partnership shares, lease certificates, and tech-themed investment and ETF participation shares. It offers alternative investment opportunities to diversify returns and risks for investors.

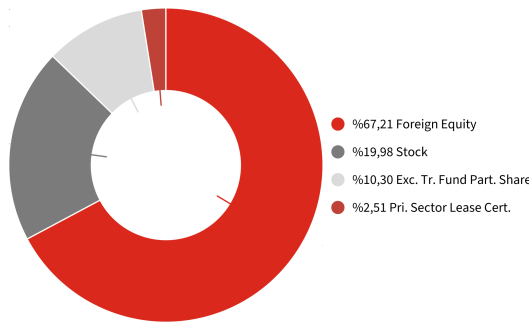
**Fund Performance**

| Period  | Fund Return      | Annualized | Depositor Rt. Ann |
|---------|------------------|------------|-------------------|
| Daily   | -0,34%           | -          | -                 |
| Monthly | <b>5,08% **</b>  | 60,03%     | 60,03%            |
| 3 Month | 6,86%            | 27,29%     | 27,29%            |
| YTD     | <b>34,44% **</b> | 84,03%     | 84,03%            |
| 6 Month | <b>41,67% **</b> | 83,30%     | 83,30%            |
| Yearly  | -                | -          | -                 |

\* The return is calculated as of 27.11.2023, which is the fund's first pricing date.

\*\* Higher returns were achieved compared to the sector.

**Instruments**

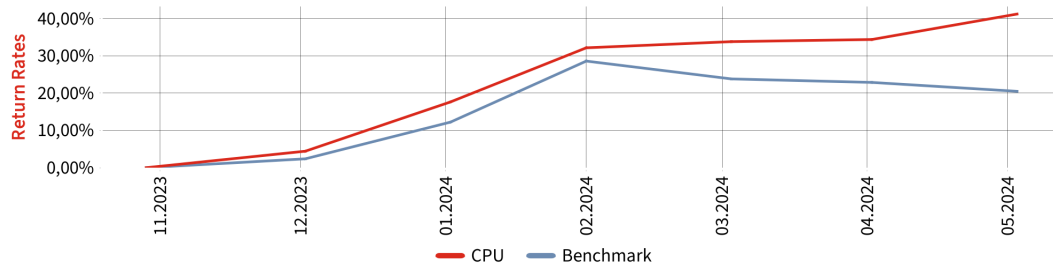


**Asset Allocation**

Minimum 80%: GICS (Global Industry Classification Standard), BIST Technology Weight Capped Return Index (XTKJS) (ETF)  
Maximum 20%: other money and capital market instruments

**Benchmark**

- %60 ^NTTR INDEX
- %30 BIST TECHNOLOGY CAPPED RETURN INDEX
- %10 BIST-KYD ONE MONTH PROFIT SHARE TRY INDEX



\* The return is calculated as of 27.11.2023, which is the fund's first pricing date.

|                     |  |
|---------------------|--|
| ISIN                | TRYMKFT00323   |
| Launch at           | 27/11/2023   |
| Management Fee      | Yearly 2,00%   |
| Minimum Share       | 1 Piece  |
| Trading Hours       | Until 13.30: buying at a price (T+1) at time (T+1), selling at a price (T+1) at time (T+3) |
| Recom. Invest. Term | Mid to long term   |

**Risk Profile**



The risk value corresponding to the fund's volatility ranges within the framework of the invested assets is 5/7 within the performance period.

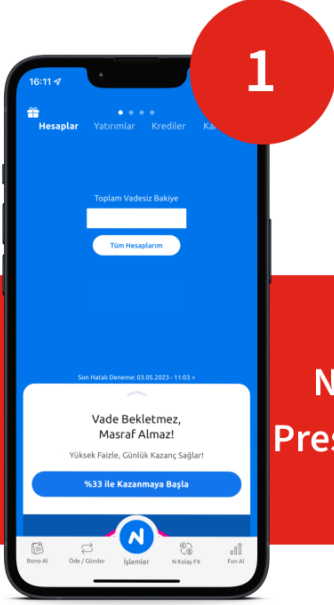
KAP

TEFAS

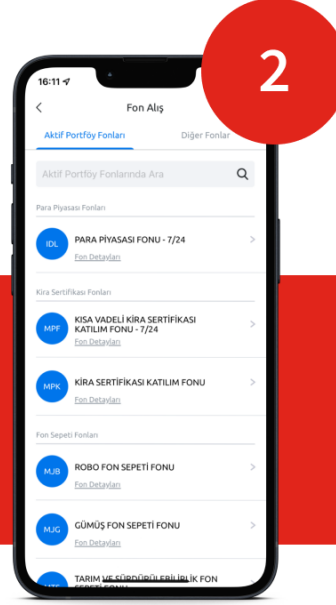


# How Can I Buy Fund?

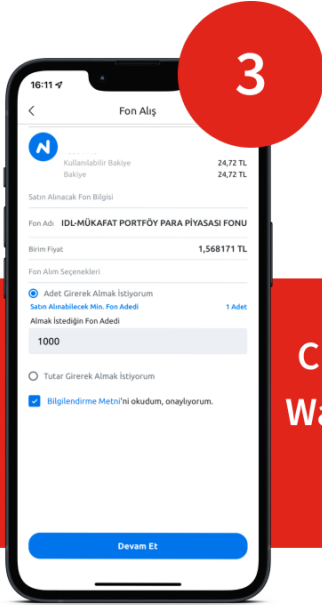
## How Can I Buy Aktif Asset Management Funds From N Kolay Mobile?



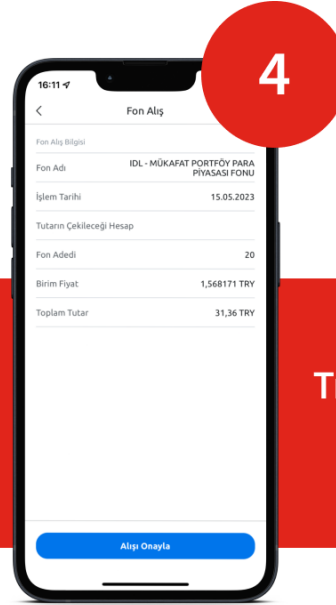
NKolay Main Menu  
Press Buy Fund Button.



Choose "Aktif Asset  
Management Funds"



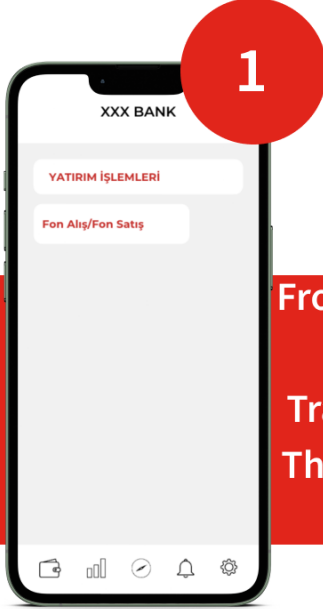
Choose The Fund You  
Want To Buy And Enter  
Amount.



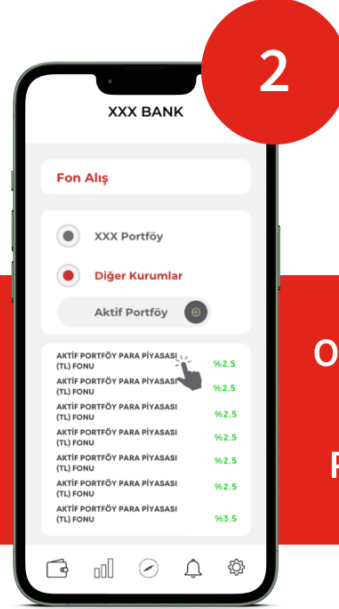
Buy Confirming  
Transaction Details You  
Can Complete Your  
Transaction.

# How Can I Buy Fund?

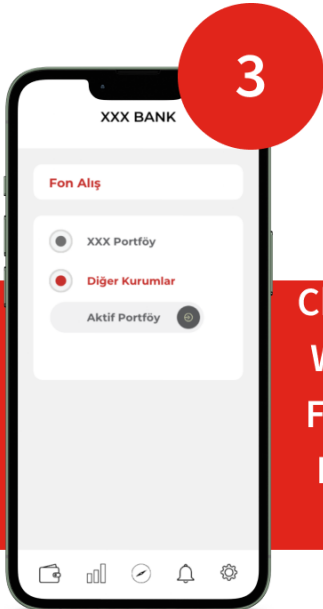
## How Can I Buy Aktif Asset Management Funds From Other Banks And Investment Companies?




From The Menu Press Investment Transactions Button Then Press Buy Fund Button.



Other Company / TEFAS Funds Choose “Aktif Portföy Yönetimi A.Ş.”



Choose The Fund You Will Like To Buy Our Funds You Can Write Fund Name And Go Fund Buy Screen.



To Determine Amount Fon Purchase, Buy Confirming Transaction Details You Can Complete Your Transaction.



AKTİF PORTFÖY YÖNETİMİ A.Ş.

Kore Şehitleri Cad. No:8/1 Kat:5 Esentepe 34394 Şişli/İstanbul

TEL: +90 212 376 32 00

FAX: +90 212 340 80 36



[www.aktifportfoy.com.tr](http://www.aktifportfoy.com.tr)



[info@aktifportfoy.com.tr](mailto:info@aktifportfoy.com.tr)



[www.linkedin.com/company/aktifportfoy](https://www.linkedin.com/company/aktifportfoy)

*DISCLAIMER: Any investment information, comments and advices, provided on this document, do not fall under the scope of investment consultancy. Investment consultancy services are provided in accordance with investment consultancy agreements to be executed by and between intermediaries, portfolio management companies, non-depository banks and clients. Any comment and advice, provided on this document, are based on personal views of the respective persons. These views may not be suitable for your financial status and risk & return preferences. Therefore, making an investment decision relying on this information only might lead to unfavorable results for your expectations. Aktif Portfoy Yonetimi A.S. and any of its employees may not be held liable for use and exchange of any information and documentation, provided on this document, in any manner whatsoever. Aktif Portfoy Yonetimi A.S. may not be held liable for any errors and imperfections that might arise from the sources, used and utilized while this document is prepared, and for any direct and/or indirect losses, loss of profit or intangible damages that might arise from any transactions performed by relying on the information and documentation, provided on this document, as well as any losses to be incurred by any third person. Any and all kinds of information and documentation available on this document, are provided for information purposes only by Aktif Portfoy Yonetimi A.S., and it does not guarantee the accuracy and contents thereof. Any information, available on this document, may be changed without any prior notice for such purpose. Any previous returns of a fund may not be an indicator for any future returns of the same. The prospectus specifying the final terms and conditions of the funds, as well as the investor information form, performance presentation forms and portfolio distribution reports are accessible on the website of PDP (Public Disclosure Platform) (KAP) Document, may not be changed, copied, reproduced or published without obtaining the consent, in writing, of Aktif Portfoy Yonetimi A.S. We hereby reserve our right to initiate any legal action against any contrary acts.*